



金刚石高频焊接锯片  
高频焊接消音型锯片

Silver Brazed Silent Saw Blades





MACHINE TYPE: Suitabel for Stationary Saw

WORKINGPIECE: Professional dry & wet saw Blades for Marble, granite, concrete, blocks, medium-hard building bricks, paving stabs, concrete, masonry and other medium hard materials.

SIZE ( Diameter x Arbor )	SIZE ( Diameter x Arbor )	MAX RPM	Heigth of Segment	Width of Segment	STD PACK	PART #
10" x 7/8" - 20	250 x 22.23 - 20 mm	6,100	8.0 mm	2.0 mm	10	22301
12" x 7/8" - 20	300 x 22.23 - 20 mm	5,100	8.0 mm	2.2 mm	10	22314
14" x 7/8" - 20	350 x 22.23 - 20 mm	4,400	8.0 mm	2.2 mm	10	22327
16" x 7/8" - 20	400 x 22.23 - 20 mm	3,900	8.0 mm	2.3 mm	10	22330
18" x DM-7/8" - 20	450 x DM22.23 - 20 mm	3,400	8.0 mm	2.4 mm	10	22343
20" x DM-7/8" - 20	500 x DM22.23 - 20 mm	3,100	8.0 mm	2.6 mm	10	22356

金刚石高频焊接锯片  
高频大直径石材锯片

Turbo Segmented Laser Saw Blades



MACHINE TYPE: Suitabel for Stationary Saw

WORKINGPIECE: Professional dry & wet saw Blades for Marble, granite, concrete, blocks, medium-hard building bricks, paving stabs, concrete, masonry and other medium hard materials.

SIZE ( Diameter x Arbor )	SIZE ( Diameter x Arbor )	MAX RPM	Height of Segment	Width of Segment (mm)	STD PACK	PART #
12" x 2"	300 x 50.00 mm	5,100	10/12/15 mm	21	10	22369
14" x 2"	350 x 50.00 mm	4,400	10/12/15 mm	24	10	22372
16" x 2"	400 x 50.00 mm	3,900	10/12/15 mm	28	10	22385
18" x 2"	450 x 50.00 mm	3,400	10/12/15 mm	32	10	22398
20" x 2"	500 x 50.00 mm	3,100	10/12/15/20 mm	30-36	10	22401
22" x 2"	550 x 50.00 mm	2,800	10/12/15/20 mm	32-40	10	22414
24" x 2"	600 x 50.00 mm	2,600	10/12/15/20 mm	36-42	10	22427
26" x 2"	650 x 50.00 mm	2,350	10/12/15/20 mm	40-46	10	22430
28" x 2"	700 x 50.00 mm	2,150	10/12/15/20 mm	42-50	10	22443
32" x 2"	800 x 50.00 mm	1,950	10/12/15/20 mm	46-56	10	22456
36" x 4"	900 x 100.00 mm	1,700	10/12/15 mm	64	10	22469
40" x 4"	1000 x 100.00 mm	1,450	10/12/15 mm	70	10	22472
48" x 4"	1200 x 100.00 mm	1,250	10/12/15 mm	80	10	22485
52" x 4"	1300 x 100.00 mm	1,100	10/12/15 mm	88	10	22498
64" x 4"	1600 x 100.00 mm	800	10/12/15 mm	108	10	22501
72" x 4"	1800 x 100.00 mm	600	10/12/15 mm	118-120	10	22514
80" x 4"	2000 x 100.00 mm	400	10/12/15 mm	126-128	10	22527
86" x 4"	2200 x 100.00 mm	300	10/12/15 mm	132	10	22530
100" x 6"	2500 x 150.00 mm	200	12/20 mm	140	10	22543